



POWERED BY  
SOLAR



INVT SOLAR TECHNOLOGY (SHENZHEN) CO., LTD.

✉ Sales E-mail: [solar@invt.com.cn](mailto:solar@invt.com.cn)

🌐 [www.invt-solar.com](http://www.invt-solar.com)

📍 2nd Floor, Block B, INVT Guangming Technology Building, Songbai Road, Matian, Guangming District, Shenzhen, China



@INVT Solar

(V2.0-202409)

# ENERGY STORAGE SOLUTIONS

[www.invt-solar.com](http://www.invt-solar.com)

The company reserves the rights of updating and interpretation.

PART

# 01

## Company Introduction

Company Profile	01
INVT Honor	03
INVT History	05

PART

# 02

## Energy Storage Solution

XD3-6KTL(Single Phase)	09
XD3-6KTL-AIO	11
XD7-10KTL(Single Phase)	13
XD5-12KTR(Three Phase)	15
XD30-60KTR(Three Phase)	17
GRP5.12-WLV(Inverter Battery)	19
GRP5.12-SLV(Inverter Battery)	21
GRP2.56-SHV(Inverter Battery)	23

PART

# 03

## Accessory

Accessory	25
Monitoring Solution	27
R&D Innovation	29
Marketing&Service Network	30
Applications	31

# CONTENTS



## ABOUT US

INVT was established in 2002 and is the first A-share listed company (Stock code: SZ 002334) in Shenzhen Stock Exchange in the industry. Business covering industry automation, electric vehicle, network power, and PV&ESS Solutions. INVT owns 4 large-scale production and research bases, 15 subsidiaries, and more than 5000 employees.

INVT Solar, business started in 2011, is a wholly-owned subsidiary of INVT, main offering safer, more efficient, and more proficient all-scenario solar and energy storage products and solutions to residential and C&I customers. Core products, including 1-150kW on-grid inverters, 3-60kW hybrid inverters, batteries, and energy management systems successively accredited by authorities like CQC, TÜV, ITS, etc., have been applied in over 100 countries and regions. Extensively recognized, our products and brand have obtained over 300 certificates and awards.

Carbon neutrality trending, INVT Solar commits to providing trustworthy solar and energy storage solutions and contributing specialty supports to global energy transition.

## CORE INDUSTRY BASE



**Shenzhen Guangming Scientific Industrial Park**

The headquarter and incubator of new products and business R&D.



**Shenzhen Fuyong Industrial Park**

Core industry base and manufacturing center in South China.



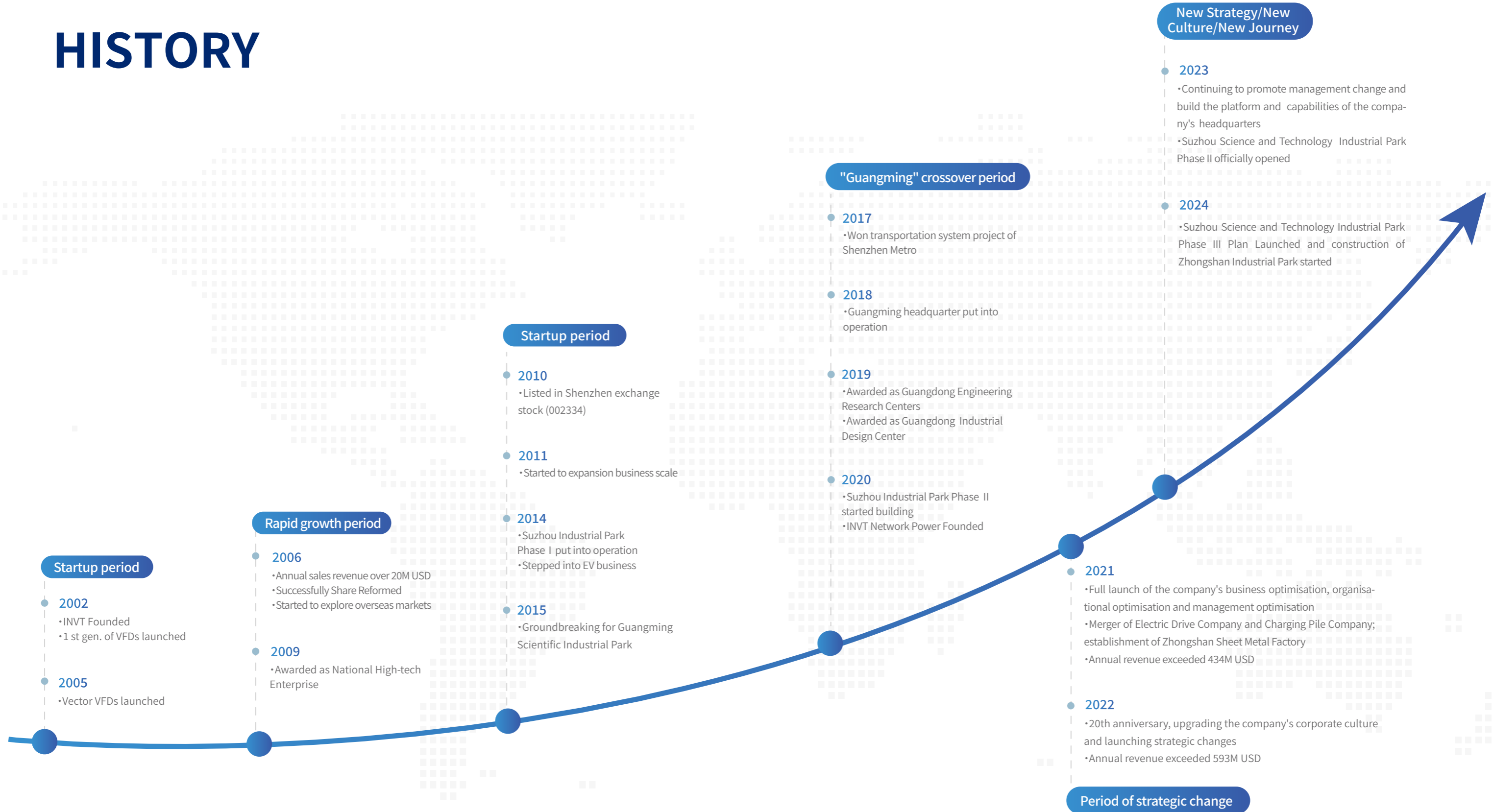
**Suzhou Industrial Park**

Core industry base and R&D center in East China.





# INVT HISTORY



# Energy Storage Solution

---



# XD3-6KTL

## Single Phase Hybrid Inverter



**Efficient Higher Revenue**

- Max. Efficiency 97.5%
- Max. PV Input Voltage 600V
- 150% Peak Output Power
- 2 MPP Trackers, 150% DC Input Oversizing
- Max. PV Input Current 16A, Compatible with High Power Modules

**Intelligent Simple O&M**

- IP66 Protection Degree: support outdoor installation
- Smart I-V Curve Diagnosis Function: locate PV string faults accurately and automatically detect faults
- DC & AC Type II SPD: prevent lightning damage
- Battery Reverse Connection Protection


**Flexible Abundant Configuration**

- Plug & Play, EPS Switching Under 10ms
- Compatible with Lead-acid and Lithium Batteries
- Supports multiple units in parallel
- AFCI Function (Optional): when an arc-fault is detected the inverter immediately stops operation

	XD3KTL	XD3K6TL	XD4KTL	XD4K6TL	XD5KTL	XD6KTL
<b>Input (PV)</b>						
Max. PV Input Power	4.5kW	5.4kW	6kW	6.9kW	7.5kW	9kW
Max. PV Input Voltage				600V		
Start-up Voltage				100V		
Rated Voltage				360V		
MPPT Voltage Range				100V ~ 550V		
Number of MPP Trackers				2		
Number of String per MPPT				1 / 1		
Max. Current per MPPT				16A		
Max. Short Circuit Current per MPPT				24A		
<b>Output (AC)</b>						
Rated Output Power	3kVA	3.68kVA	4kVA	4.6kVA	5kVA	6kVA
Max. Output Power	3.3kVA	3.68kVA	4.4kVA	4.6kVA	5.5kVA	6kVA
Max. Output Current	15A	16A	20A	20.9A	22.7A	27.3A
Rated Voltage				230V		
Rated Frequency				50Hz / 60Hz		
THDi(@Rated Power)				< 3%		
Power Factor				0.8 leading ~ 0.8 lagging		
<b>Output (EPS)</b>						
Max. Output Power	3kVA	3.68kVA	4kVA	4.6kVA	5kVA	6kVA
Max. Output Current	15A	16A	20A	20.9A	22.7A	27.3A
Peak Output Power, Time	4.5kW,10s	5.5kW, 10s	6kW, 10s	6.9kW, 10s	7.5kW, 10s	7.5kW, 10s
Rated Voltage, Frequency				230V, 50Hz		
THDv (@Rated Power)				< 3%		
Switch Time				< 10ms		
<b>Battery</b>						
Battery Type				Lithium, Lead-acid		
Battery Voltage Range				40V ~ 60V		
Max. Charge / Discharge Current				100A		
Communication				CAN		
<b>Efficiency</b>						
Max. Efficiency				97.50%		
EU Efficiency				97.20%		
Battery Charge / Discharge Efficiency				95.00%		
<b>Protection</b>						
DC Switch				Yes		
DC Reverse Polarity Protection				Yes		
Anti-islanding Protection				Yes		
AC Short Circuit Protection				Yes		
Residual Current Monitoring				Yes		
Insulation Resistance Monitoring				Yes		
Ground Fault Monitoring				Yes		
Over Current / Voltage Protection				Yes		
Battery Soft Start Protection				Yes		
Surge Protection				Type II		
AFCI Protection				Optional		
<b>Communication</b>						
Display				LCD		
Communication				RS485 / CAN / WIFI / 4G / LAN / Bluetooth		
<b>Standard Compliance</b>						
Certification				IEC/EN 62109-1/2, IEC/EN 61000-6-1/3, IEC61727/IEC62116, EN50549, CEI0-21, C10/C11, VDE4105, VDE0126, G98/99, RD244, UNE217001, UNE217002, AS4777, NRS097-2-1		
<b>General Data</b>						
Dimension (W x H x D)				481 x 390 x 200 mm		
Weight				21.35 kg		
Operating Temperature Range				-30°C ~ +60°C		
Cooling Method				Natural		
Protection Degree				IP66		
Max. Operating Altitude				4000m		
Relative Humidity				0-100%		
Self-consumption				< 10W		
Topology				High Frequency Insolation (For battery)		

# XD3-6KTL-AIO

## Energy Storage System



### Efficient Higher Revenue

- Max. efficiency 97.5%
- 2 MPP trackers, 160% DC input oversizing
- Max. charging/discharging current 100A for faster power backup
- Max. PV input current 16A, compatible with high-power modules

### Reliable Worry-Free

- DC & AC Type II SPD: prevent lightning damage
- High ingress protection rating of IP65: supports outdoor installation
- Smart I-V Curve Diagnosis Function: locate PV string faults accurately and automatically detect faults
- EPS Switching Under 10ms, UPS-level switching

### Flexible Abundant Configuration

- Easy-install, quick-stack design
- Modular design allows for scalability and customization
- Multiple working modes and support parallel access to PV, batteries, normal loads, EV chargers, and grids
- Support RS485/CAN/WiFi/4G/LAN/Bluetooth optional: remote monitoring and operation via PC or mobile phones

Technical Data			
System Schematic			

Input (Battery)			
Battery Type	LFP		
Battery Energy	5.12kWh	10.24kWh	15.36kWh
Number of Batteries	1	2	3
Dimension (W x H x D)	640 x 875 x 210 mm	640 x 1250 x 210 mm	640 x 1625 x 210 mm
Battery Voltage	51.2V		
Voltage Range	43.2V ~ 56.16V		
Max. Charging / Discharging Current	100A		

Inverter Module	XD3KTL-AIO	XD3K6TL-AIO	XD4KTL-AIO	XD4K6TL-AIO	XD5KTL-AIO	XD6KTL-AIO
-----------------	------------	-------------	------------	-------------	------------	------------

Input (PV)						
Max. PV Input Power	4.5kW	5.4kW	6kW	6.9kW	7.5kW	9kW
Max. PV Input Voltage	600V					
Start-up Voltage	100V					
MPPT Voltage Range	100V ~ 550V					
Number of MPP Trackers / String per MPPT	2 / 1					
Max. PV Input Current	16A					
Max. Short Circuit Current per MPPT	24A					

Output (AC)						
Rated Output Power	3kW	3.68kW	4kW	4.6kW	5kW	6kW
Max. Output Power	3.3kVA	3.68kVA	4.4kVA	4.6kVA	5.5kVA	6kVA
Max. Output Current	15A	16A	20A	20.9A	22.7A	26.1A
Rated Voltage	230V					
Rated Frequency	50Hz / 60Hz					
THDi(@Rated Power)	< 3%					
Power Factor	0.8 leading ~ 0.8 lagging					

Output (EPS)						
Max. Output Power	3kVA	3.68kVA	4kVA	4.6kVA	5kVA	6kVA
Max. Output Current	15A	16A	20A	20.9A	22.7A	30A
Peak Output Power, Time	4.5kW, 10s	5.5kW, 10s	6kW, 10s	6.9kW, 10s	7.5kW, 10s	7.5kW, 10s
Rated Voltage, Frequency	230V, 50Hz					
THDv(@Rated Power)	< 3%					
Switch Time	< 10ms					

Efficiency	
Max. Efficiency	97.50%
EU Efficiency	97.20%
Max. Battery Charge/Discharge Efficiency	95.00%

Protection	
Protection	DC Reverse Polarity Protection, Insulation Resistance Monitoring, Ground Fault Monitoring, Over Current / Over Voltage Protection, Battery Soft Start Protection
AFCI Protection	Optional
Surge Protection	Type II

General Data	
Operating Temperature Range	-10°C ~ +45°C
Self-consumption	< 10W
Protection Degree	IP65
Relative Humidity	0 ~ 100%
Display	LCD
Communication	RS485 / CAN / WIFI / 4G / LAN / Bluetooth
Max. Operating Altitude	4000m
Cooling Method	Natural



# XD7-10KTL

## Single Phase Hybrid Inverter



### Efficient Higher Revenue

- Max. Efficiency 98%
- 2 MPP Trackers, 160% DC Input Oversizing
- Max. PV Input Current 20A, Compatible with High Power Modules
- 200% Peak Output Power at EPS Mode



### Intelligent Simple O&M

- IP66 Protection Degree
- SPD Type II: DC & AC
- Support AFCI Function (Optional)
- Support Smart I-V Curve Diagnosis Function



### Flexible Abundant Configuration

- EPS Switching Time <10ms
- Compatible With Lithium & Lead-acid Battery
- Support Work in Parallel Mode
- Support Diesel generator & Smart Load Connection

	XD7KTL	XD8KTL	XD10KTL
<b>Input (PV)</b>			
Max. PV Input Power	11.2kW	12.8kW	16kW
Max. PV Input Voltage	600V		
Start-up Voltage	100V		
MPPT Voltage Range	100V ~ 550V		
Number of MPP Trackers	2		
Number of Strings per MPPT	2 / 1		
Max. PV Input Current	40A / 20A		
<b>Output (AC)</b>			
Rated Output Power	7kW	8kW	10kW
Max. Output Active Power	7.7kW	8.8kW	11kW
Max. Output Current	35A	40A	50A
Rated Voltage	230V		
Rated Frequency	50Hz / 60Hz		
THDi(@Rated Power)	< 3%		
Power Factor	0.8 leading ~ 0.8 lagging		
<b>Battery</b>			
Battery Type	Lithium, Lead-acid		
Battery Voltage Range	40V ~ 60V		
Max. Charge/Discharge Current	160A	190A	210A
<b>Output (EPS)</b>			
Max. Output Power	7.7kVA	8.8kVA	11kVA
Max. Output Current	35A	40A	50A
Peak Output Power, Time	14kW,10s	16kW,10s	18kW,10s
Rated Voltage	230V		
THDv(@Rated Power)	< 3%		
Switch Time	< 10ms		
<b>Efficiency</b>			
Max. Efficiency	98.00%		
European Efficiency	97.50%		
Battery Charge / Discharge Efficiency	97.00%		
<b>Protection</b>			
DC Reverse Polarity Protection	Yes		
Insulation Resistance Monitoring	Yes		
Ground Fault Monitoring	Yes		
Over Current / Over Voltage Protection	Yes		
Battery Soft Start Protection	Yes		
AFCI Protection	Optional		
Surge Protection	Type II		
<b>Communication</b>			
Display	LCD		
Communication	RS485 / CAN / WIFI / 4G / Bluetooth		
<b>General Data</b>			
Dimension (W x H x D)	440mm*530mm*250mm		
Operating Temperature Range	-30°C ~ +60°C		
Self-consumption	< 10W		
Topology	High Frequency Insolation (For Battery)		
Protection Degree	IP66		
Relative Humidity	0~100%		
Max. Operating Altitude	4000m		
Cooling Method	Smart Forced Air Cooling		

# XD5-12KTR

## Three Phase Hybrid Inverter



**Efficient Higher Revenue**

- 160% DC input oversizing, Max. PV input current 20A
- Max. charge/discharge current 50A
- 110% output power oversizing, 200% peak output power

**Intelligent Simple O&M**

- Smart I-V Curve Diagnosis Function: locate PV string faults accurately and automatically detect faults
- IP66 protection: support outdoor installation
- DC & AC type II SPD: prevent lightning damage

**Flexible Abundant Configuration**

- Plug & play, EPS switching under 10ms
- AFCI function (optional): when an arc-fault is detected the inverter immediately stops operation
- Multiple working modes
- Support 100% unbalanced output

	XD5KTR	XD6KTR	XD8KTR	XD10KTR	XD12KTR
<b>Input (PV)</b>					
Max. Input Power	8kW	9.6kW	12.8kW	16kW	19.2kW
Max. Input Voltage	1100V				
Start-up Voltage	160V				
Rated Voltage	600V				
MPPT Voltage Range	150V~1000V				
Number of MPP Trackers	2				
Number of String per MPPT	1 / 1				
Max. Current per MPPT	20A				
Max. Short Circuit Current per MPPT	40A				
<b>Output (AC)</b>					
Rated Output Power	5kVA	6kVA	8kVA	10kVA	12kVA
Max. Output Power	5.5kVA	6.6kVA	8.8kVA	11kVA	13.2kVA
Max. Output Current	7.2A	8.7A	11.6A	14.5A	17.4A
Rated Grid Voltage	230Vac / 400Vac				
Rated Grid Frequency	50Hz / 60Hz				
THDi(@Rated Power)	< 2%				
Power Factor	0.8 leading ~ 0.8 lagging				
<b>Output (EPS)</b>					
Max. Output Power	5.5kVA	6.6kVA	8.8kVA	11kVA	13.2kVA
Peak Output Power, Time	10kW, 60s	12kW, 60s	16kW, 60s	20kW, 60s	20kW, 60s
Rated Voltage, Frequency	230V / 400V, 50Hz				
THDv(@Rated Power)	< 3%				
Switch Time	< 10ms				
<b>Battery</b>					
Battery Type	Lithium / Lead-acid				
Battery Voltage Range	120V ~ 600V				
Max. Charge / Discharge Current	50A				
Communication	CAN				
<b>Efficiency</b>					
Max. Efficiency	98.20%		98.40%		
European Efficiency	97.60%		97.80%		
Battery Charge / Discharge Efficiency	97.60%		97.80%		
<b>Protection</b>					
DC Switch	Yes				
DC Reverse Polarity Protection	Yes				
Anti-islanding Protection	Yes				
AC Short Circuit Protection	Yes				
Residual Current Monitoring	Yes				
Insulation Resistance Monitoring	Yes				
Ground Fault Monitoring	Yes				
Over Current / Voltage Protection	Yes				
I-V Curve Scan	Yes				
Battery Soft Start Protection	Yes				
Surge Protection	Type II				
AFCI Protection	Optional				
<b>Communication</b>					
Display	LCD				
Communication	RS485 / CAN / WIFI / 4G / LAN / Bluetooth				
<b>General Data</b>					
Dimension (W x H x D)	534 x 440 x 232 mm				
Weight	27kg				
Operating Temperature Range	-30°C~ +60°C				
Cooling Method	Natural				
Protection Degree	IP66				
Max. Operating Altitude	4000 m				
Relative Humidity	0~100%				
Self-consumption	< 10W				
Topology	Transformerless				

# XD30-60KTR

## Three Phase Hybrid Inverter



**Efficient Higher Revenue**

- 4 MPP Trackers, 150% DC input oversizing
- Max. PV input current 20A, compatible with high power PV modules
- Max. charge/discharge current 200A, 150% EPS peak output power

**Intelligent Simple O&M**

- IP66 protection
- DC&AC Type II SPD: prevent lightning damage
- Smart I-V curve diagnosis function: locate PV string faults accurately and automatically detect faults

**Flexible Abundant Configuration**

- Support optional AFCI function
- EPS switching under 10ms
- Support multi-inverters in parallel
- Support 100% unbalanced output
- Standard generator interface, support for generator and smart load access

	XD30KTR	XD40KTR	XD50KTR	XD60KTR
<b>Input (PV)</b>				
Max. Input Power	48000Wp	64000Wp	80000Wp	96000Wp
Max. Input Voltage			1100V	
Start-up Voltage			200V	
Rated Voltage			620V	
MPPT Voltage Range			180V-1000V	
Number of MPP Trackers			4	
Number of String per MPPT			8	
Max. Current per MPPT			4*40A	
Max. Short Circuit Current per MPPT			4*60A	
<b>Output (On-Grid)</b>				
Rated Output Power	30kW	40 kW	50 kW	60 kW
Max. Output Power	33kVA	44 kVA	55 kVA	66 kVA
Max. Output Current	50A	66.7 A	83.4 A	100 A
Max. Input Power from Grid	45kW	60 kW	75 kW	90 kW
Max. Input Current from Grid	68.4A	91 A	113.7A	136.4A
Rated Grid Voltage			3 / N / PE, 230 V / 400 Vac	
Rated Grid Frequency			50Hz / 60Hz	
THDi(@Rated Power)			<3%	
Power Factor			0.8 leading ~ 0.8 lagging	
<b>Battery</b>				
Battery Type			Lithium	
Battery Voltage Range			160V - 850V	
Max. Charge / Discharge Power		44kW	55kW	66kW
Max. Charge / Discharge Current			2*100A	
Communication			CAN / RS485	
<b>Output (EPS)</b>				
Rated Output Power	30kW	40kW	50kW	60kW
Max. Output Current	45.6A	60.7 A	75.8 A	91 A
Peak Output Power, Time			1.5 times / 10s	
Switch Time			<10ms	
Rated Voltage			3 / N / PE, 230V / 400Vac	
Rated Frequency			50Hz / 60Hz	
Max. AC passthrough current			150A	
<b>Output (Generator)</b>				
Max. Output Power	30kW	40kW	50kW	60kW
Max. Output Current	45.6A	60.7A	75.8A	91 A
Rated Voltage			3 / N / PE, 230V / 400Vac	
Rated Frequency			50Hz / 60Hz	
<b>Efficiency</b>				
Max. Efficiency			98.40%	
European Efficiency			97.50%	
Battery Charge / Discharge Efficiency			97.50%	
<b>Protection</b>				
Protection	DC Switch, DC Reverse Polarity Protection, Anti-islanding Protection, AC Short Circuit Protection, Residual Current Monitoring, Ground Fault Monitoring, Over Current /Voltage Protection, Battery Active Function, I-V Curve Scan			
Surge Protection			Type II	
AFCI Protection			Optional	
<b>General Data</b>				
Display			LCD / LED	
Weight			92kg	
Dimension (W x H x D)			620 x 900 x 300 mm	
Operating Temperature Range			-30 ~ +60°C	
Cooling Method			Smart Cooling	
Protection Degree			IP66	
Max. Operating Altitude			4000m	
Relative Humidity			0~95%	
Self-consumption			<15W	
Topology			Transformerless	

# GRP5.12-WLV

## Low Voltage Wall-mounted Battery



### Easy Install

· Easy installation, plug and play design



### Flexible

· Flexible capacity, Max.15pcs in parallel to extend capacity



### Reliable

· Safe & reliable, Lithium Iron Phosphate (LFP) Cell




### Smart O&M

· LED Display, SOC, Battery state

GRP5.12-WLV	
<b>Battery Parameter</b>	
Battery Cell	LiFePO <sub>4</sub>
Battery Energy	5120Wh
Nominal Capacity	100Ah
Depth of Discharge	80%
Nominal Voltage	51.2V
Voltage Range	43.2Vdc ~ 56.6Vdc
Nominal Charge / Discharge Current	50A
Max. Charge/Discharge Current	100A
Dimension (W x H x D)	520 x 470 x 141.5 mm
Weight	47.2kg
Installation	Wall-mounted / Floor-standing
Temperature of Charge	0 ~ 55°C
Temperature of Discharge	-20°C ~ +60°C
Protection Degree	IP65
Parallel Units	Up to 15
Communication Port	RS485, CAN
Display	LED
Operation Humidity	5% ~ 95%
Max. Operating Altitude	2000m
Cycle Life	6000@80% DOD, 25°C , 0.5C
Certification	CE, IEC, UN38.3, MSDS

# GRP5.12-SLV

## Low Voltage Stackable Battery



### Easy Install

· Modular design, simplifies transport and installation



### Wide TEMP

· Excellent temperature performance, temperature of discharge @-20°C ~ +60°C



### Reliable

· Cobalt Free Lithium Iron Phosphate (LFP) Battery: maximum safety and life cycle



### Flexible

· Capable of high-powered emergency-backup and Off-Grid function

	GRP5.12-S2LV	GRP5.12-S3LV	GRP5.12-S4LV
<b>Battery Parameter</b>			
Battery Cell	LiFePO <sub>4</sub>		
Battery System Capacity	10.24kWh	15.36kWh	20.48kWh
Module Number	2	3	4
Nominal Capacity	200Ah	300Ah	400Ah
Depth of Discharge	80%		
Nominal Voltage	51.2V		
Voltage Range	43.2Vdc ~ 56.16Vdc		
Nominal Charge / Discharge Current	100A		
Dimension (W x H x D)	640 x 890 x 200 mm	640 x 1255 x 200 mm	640 x 1620 x 200 mm
Weight	119kg	167kg	215kg
Installation	Stacked		
Temperature of Charge	0 ~ 55°C		
Temperature of Discharge	-20°C ~ +60°C		
Protection Degree	IP65		
Communication Port	RS485, CAN		
Display	LED		
Operation Humidity	5% ~ 95%		
Max. Operating Altitude	2000m		
Cycle Life	6000@80% DOD, 25°C, 0.5C		
Certification	CE, IEC, UN38.3, MSDS		

# GRP2.56-SHV

## High Voltage Stackable Battery



### Easy Install

• Modular Design, simplifies transport and installation



### Wide TEMP

• Excellent temperature performance, temperature of discharge @-20°C ~ +60°C



### Reliable

• LFP Battery: Maximum Safety, Life Cycle and Power



### Flexible

• High-voltage LiFePO<sub>4</sub> battery solution, Single module is 51.2V 50Ah 2.56kWh, 3 to 10 layers recommended

	GRP2.56-S3HV	GRP2.56-S4HV	GRP2.56-S5HV	GRP2.56-S6HV	GRP2.56-S7HV	GRP2.56-S8HV	GRP2.56-S9HV	GRP2.56-S10HV
Battery Cell	LiFePO <sub>4</sub>							
Battery System Capacity	7.68kWh	10.24kWh	12.8kWh	15.36kWh	17.92kWh	20.48kWh	23.04kWh	25.6kWh
Module number	3	4	5	6	7	8	9	10
Nominal Capacity	50Ah							
Depth of Discharge	90%							
Nominal Voltage	153.6V	204.8V	256V	307.2V	358.4V	409.6V	460.8V	512V
Voltage Range	129.6 ~ 168.48Vdc	172.8~224.64Vdc	216~280.8Vdc	259.2~336.96Vdc	302.4~393.12Vdc	345.6~449.28Vdc	388.8~505.44Vdc	432~561.6Vdc
Nominal Charge/Discharge Current	50A							
Dimension (W x H x D)	600 x 820 x 210 mm	600 x 980 x 210 mm	600 x 1140 x 210 mm	600 x 1300 x 210 mm	600 x 1460 x 210 mm	600 x 1620 x 210 mm	600 x 1780 x 210 mm	600 x 1940 x 210 mm
Weight	102.5kg	129kg	155.5kg	182kg	208.5kg	235kg	261.5kg	288kg
Installation	Stacked							
Temperature of Charge	0~55°C							
Temperature of Discharge	-20°C ~+60°C							
Protection Degree	IP65							
Communication Port	RS485, CAN							
Display	LED							
Operation Humidity	5~95%							
Max. Operating Altitude	2000m							
Cycle Life	6000@80% DOD,25°C ,0.5C							
Certification	CE, CB, UN38.3, MSDS							

# STICK LOGGER

WiFi / Ethernet / Energy Meter



### Plug and play

No extra power supply is required.



### Independent module

Protecting internal parts of inverter.



### Waterproof design

Resistant to bad weather.



### External design

External indicator lights, ensuring collection status at a glance, easy to replace faulty equipment.

	ICA400-06N	ICA100-06N-EU
Remote Communication Interface	4G	WiFi
Worki Frequency	Band 1/3/5/8/34/39/40/41	2.412GHz~2.484GHz
Antenna	Internal	
Data Interface	RS485	
Working Voltage	DC5~12V	
Working Power	3W	1.5W
SIM Card	MicroSIM	—
Memory	8M Flash	2M Flash
Temperature	-25~65°C	
Humidity	90% (No Condensation)	
Shell Material	PC+ABS_V0	
Number of Connections	1	
Serial Communication Rate	9600bps (1200~115200bps Configurable)	
Data Acquisition Interval	Default: 5 mins (1-15 mins Configurable)	
User Configuration	APP/Bluetooth	
Firmware Upgrade	Remote	
Access to Third-Party Platforms	Configurable (MQTT)	
Others	Real-time Monitoring, Bluetooth Debugging, Inverter Upgrade	

# DIN-RAIL LOGGER

WiFi / Ethernet / Energy Meter



### Standard DIN-Rail Mount

Suitable for 35mm DIN-Rail mount.



### Data Resuming

Ensure data integrity.



### Remote Upgrade

Remote upgrade and system debugging, easy for O&M.

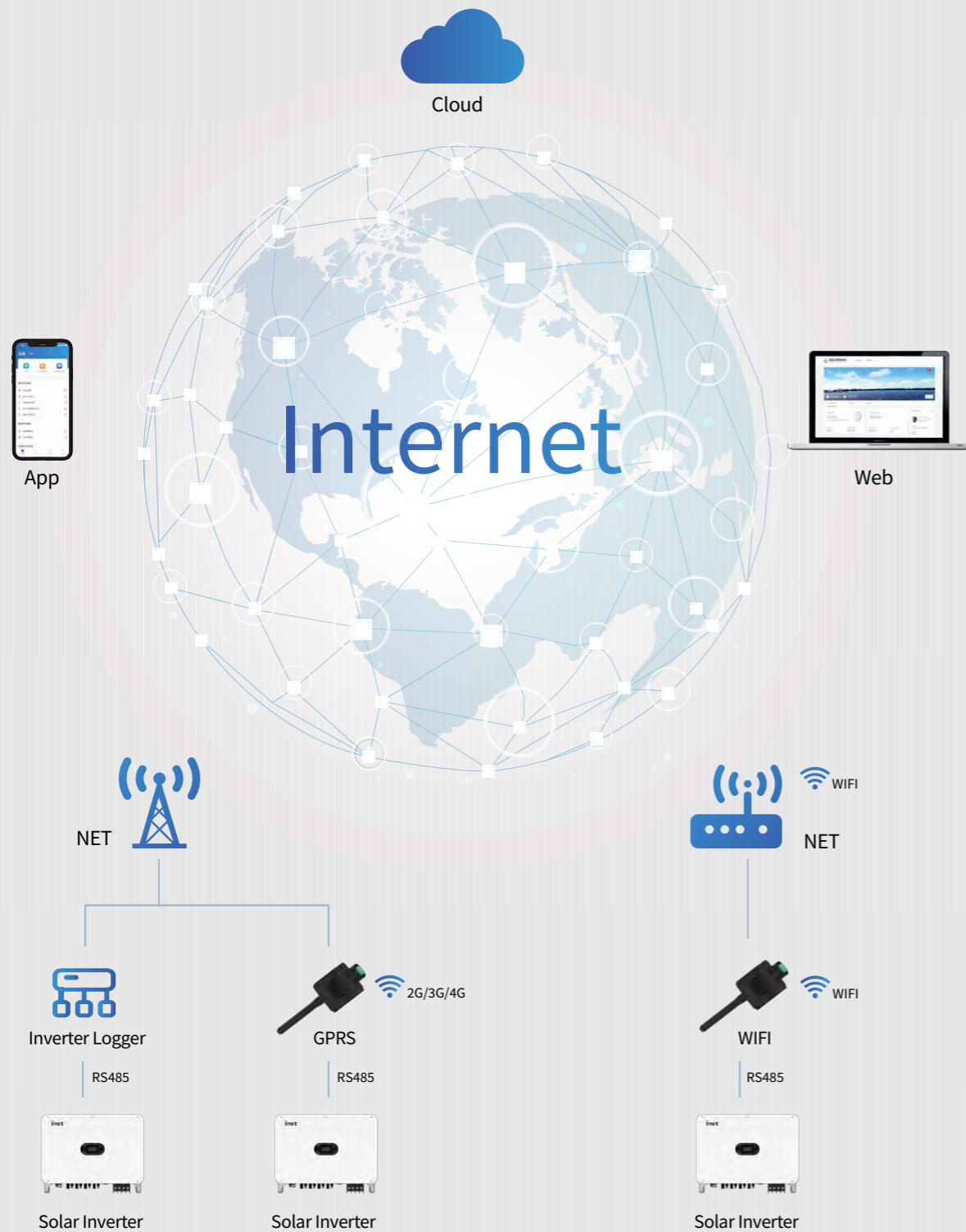


### Alert Notification

Real-time alerts with timely notification, ensuring fast troubleshoot.

	LDW-1
Remote Communication Interface	WiFi
Working Frequency	2.142GHz ~ 2.484GHz
No.of Connections	1-10
Ethernet	10/100M (Adaptive Network)
Working Voltage	DC 4.7-15V
Working Power	1W
Local Communication	RS485/RS422/RS232
Serial Communication Rate	1200-115200bps Configurable
Data Uploading Interval	Default: 5 mins (1-15 mins Configurable)
Memory	2M Fash (512K-16M Optional)
User Configuration	AT+Instruction Set, Remote Server
SIM Card	-
Antenna	GPRS Small Antenna (Sucker Antenna Optional)
Working Temperature	-40°C ~ +85°C
Working Humidity	< 90% (non-condensation)
Dimension (W x H x D)	76 x 91 x 18 mm
Installation Method	35mm DIN-Rail

# Monitoring Solution



## Monitoring Platform

### Business Monitor

- Multiple ways to quickly build plant
- Real time power generation data, real-time power, real-time weather
- Big data storage solutions enable long-term preservation of data
- Customize data dimensions to quickly troubleshoot issues
- Remote control, remote upgrade, Bluetooth control, multiple device control methods

### User Monitor

- A concise and clear interface, convenient for users to use
- Comprehensive display of power station data
- Real time device alarm



▲ Business APP



▲ User APP



## R&D INNOVATION

INVT regards research and development innovation as vitality of the company. In order to make the products and solutions of INVT more and more perfect, INVT builds the core competitiveness of the company and creates value for customers and society through strategic implementation such as independent innovation, operational excellence management and human resource development.



**22 years**  
Drive technology  
development



**35%**  
R&D staff



**1530+**  
Patents



**10%**  
Sales revenue  
for R&D



**7**  
Research  
Centers

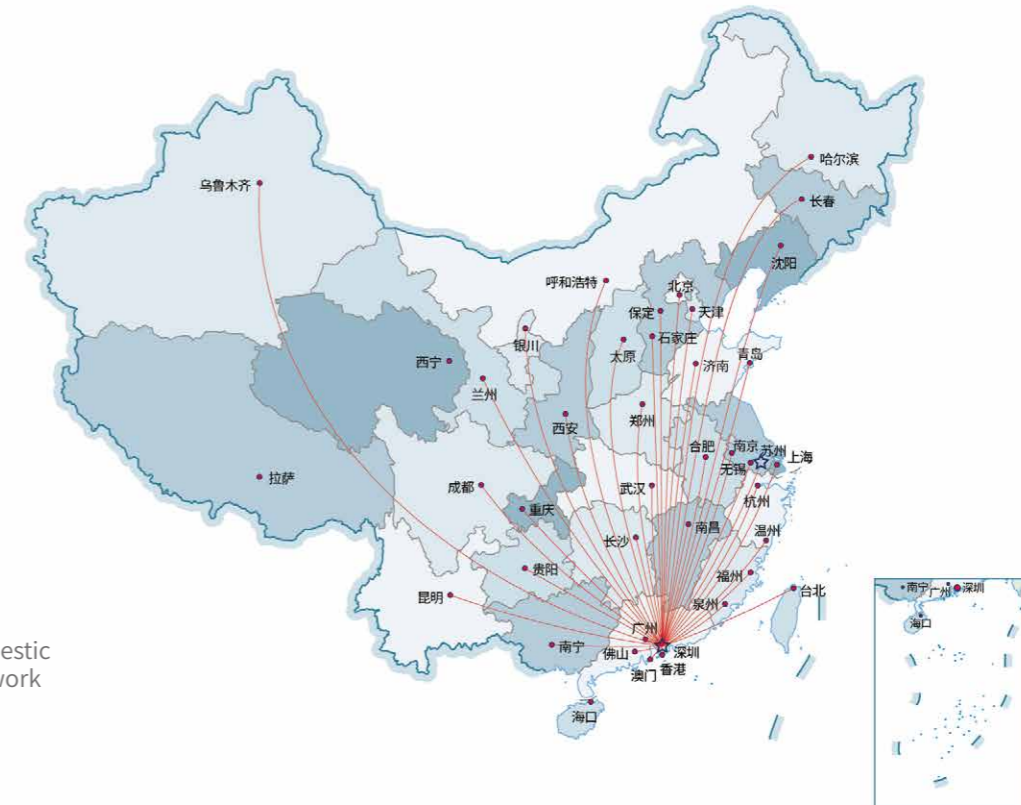


INVT Institute for  
Industrial Automation  
and Electric Power  
**Shenzhen Key Enterprise  
Research Institute**

## MARKETING & SERVICE NETWORK

INVT global sales team provides customers with professional and efficient pre-sale, in sale and after-sale services, and enhances the added value of the brand with high-quality services.

Email: [solar@invt.com.cn](mailto:solar@invt.com.cn)



# APPLICATION CASE



20kW+40kWh, Italy (XD10KTR\*2, GRP2.56-S8HV\*2)



10kW+10kWh Germany (XD10KTR\*1, GRP2.56-SHV\*4)



12kW, Philippines (XD6KTL\*2)



10kW, Slovakia (XD10KTR)



5kW+5kWh, Malaysia (XD5KTL\*1, GRP5.12-WLV\*1)



6kW, Italy (XD6KTL)



6kW+20kW, Somalia (XD6KTL\*1, GRP5.12-WLV\*4)